

APPROPRIATION (ANNUAL) ACT 2016

No. 335

An Act to appropriate certain sums of money out of the Niue Assembly account to the services for the year ending 30th of June 2017 and to appropriate the supplies granted in that year.

The Assembly enacts as follows –

1 Title

This is the Appropriation (Annual) Act 2016.

2 Commencement

- (1) This Act shall relate to the financial year ending on the 30th day of June 2017 (hereinafter referred to as “the financial year”).
- (2) This Act comes into force on the day after the date on which it becomes law in accordance with Article 34 of the Constitution.

3 Grant and Appropriation of Expenditure



There may be issued and supplied from the Niue Assembly Account towards making good the supplies granted for the services of the financial year:


- (a) for Recurrent Operational Expenditure, Capital Projects and Investment and Development Projects a sum of which does not exceed \$24,078,000 in total; and
- (b) for development partner Investment and Development projects a sum which does not exceed \$9,085,000 in total

particulars of which are set out under the relevant headings in the Schedules hereto.


I, TOGIAVALU PIHIGIA, Speaker of the Niue Assembly, certify that the requirements of Article 34 of the Niue Constitution have been complied with.

SIGNED AND SEALED at the Assembly Chambers this 17th day of August 2016.



Speaker of the Niue Assembly



COUNTERSIGNED in the presence of the Speaker


Clerk of the Niue Assembly

This Act is administered by the Treasury Department.
This Act was passed by the Niue Assembly on the 18th day of July 2016.

Schedule A

TABLE 1: 2016-17 BUDGET SUMMARY

(S'000)	Actual 2014-15	Actual 2014-15	Spent 2015-16	Actual 2016-17
Total Niue Recurrent Revenues	-25,970	-25,031	-27,248	-24,078
Total Niue Recurrent Expenses	25,498	24,490	27,058	23,740
Total Niue Funded Capital	268	210	51	100
Niue Funded I&D	193	326	138	238
Total Appropriation	25,959	25,026	27,247	24,078
Niue Budget Surplus/Deficit	-1	-	-	-
Donor I&D Revenue	-11,650	0	-11,500	-9,085
Donor I&D Expenditure	11,650	0	11,500	-9,085
Total Revenue	11,620	25,031	28,248	33,163
Total Expenses	25,609	25,026	28,748	33,163
Surplus (-ve) / Deficit (+ve)	-1	-	-	-

Note: Numbers presented in tables within this document show revenues with a -ve number, and expenses with a +ve number.

GOVERNMENT OF NIUE 2016-17 BUDGET								
RECURRENT EXPENDITURE BY MINISTRIES								
Entity	Department	2013-14 Voted	2013-14 Actual	2014-16 Voted	2014-16 Actual	2015-16 Voted	2015-16 Actual	2016-17 Estimate
CENTRAL AGENCIES	Premiers Department	2,338,000	2,138,064	2,314,000	2,204,928	2,298,000	2,907,487	2,223,000
	Crown Law	275,000	317,695	259,000	421,993	292,000	406,725	342,000
	Niue Public Service Commission and Secretariat	1,094,000	1,085,574	1,118,000	1,069,601	1,273,000	1,237,181	1,262,000
	Finance and Planning	1,303,000	1,475,450	1,370,000	2,084,715	1,456,000	1,797,206	1,483,000
	Project Management Coordination Unit	0	0	0	0	327,000	62,661	327,000
	Police	471,000	408,779	494,000	461,362	551,000	547,379	615,000
	Sub total: Central agencies	5,481,000	5,426,561	5,555,000	6,242,599	6,197,000	6,354,639	6,252,000
MINISTRY OF SOCIAL SERVICES	Education Department	2,218,000	2,181,512	2,463,000	2,419,611	2,485,000	2,649,964	2,616,000
	Health Department	2,003,000	2,021,504	1,940,000	2,003,540	2,138,000	1,927,604	2,183,000
	Justice Department (Inc Com Affairs)	2,742,000	3,042,473	3,624,000	3,422,089	3,684,000	3,635,773	3,859,000
	Taoga Niue	174,000	124,926	185,000	162,790	237,000	156,920	270,000
	Sub total: Ministry of Social Services	7,137,000	7,370,415	8,212,000	8,008,031	8,544,000	8,370,261	8,828,000
MINISTRY OF NATURAL RESOURCES	DAFF	858,000	789,159	819,000	788,126	952,000	747,220	963,000
	Environment Department	247,000	241,894	248,000	222,014	263,000	280,710	335,000
	Met Office	184,000	170,605	190,000	188,659	198,000	208,308	221,000
	Sub total: Ministry of Natural Resources	1,289,000	1,201,659	1,257,000	1,200,799	1,413,000	1,236,238	1,519,000
MINISTRY OF INFRASTRUCTURE	Utilities	718,000	773,778	2,789,000	2,773,215	2,841,000	2,832,921	955,000
	Transport	751,000	783,949	1,060,000	947,619	1,354,000	1,088,914	1,500,000
	Civil Aviation	321,000	402,532	331,000	328,150	263,000	217,990	0
	Telecom Niue	1,178,000	1,166,553	1,254,000	1,117,035	1,555,000	0	0
	Niue Power	2,103,000	1,944,297	2,019,000	0	0	0	0
	Sub total: Ministry of Infrastructure	5,071,000	5,071,109	7,453,000	5,158,019	6,013,000	4,139,921	2,455,000
COMMERCIAL AND TRADING	Niue Tourism Authority	342,000	400,560	338,000	314,661	350,000	368,193	377,000
	Bulk Fuel	5,212,000	4,901,817	4,994,000	4,513,597	4,794,000	4,065,607	4,209,000
	Sub total: Commercial and Trading	5,554,000	5,302,377	5,332,000	4,828,258	5,144,000	4,433,800	4,586,000
	TOTAL RECURRENT EXPENDITURE	24,532,000	24,352,120	27,899,000	25,445,665	27,321,000	24,538,763	23,740,000

GOVERNMENT OF NIUE 2016-17 BUDGET								
RECURRENT REVENUE BY MINISTRIES								
Entity	Department	2013-14 Voted	2013-14 Actual	2014-16 Voted	2014-16 Actual	2015-16 Voted	2015-16 Actual	2016-17 Estimate
CENTRAL AGENCIES	Premiers Department	-2,000	-105,388	-2,000	-9,642	-2,000	-3,815	-3,000
	Crown Law	0	-855	0	-3,848	0	-283	-5,000
	Niue Public Service Commission and Secretariat	0	0	0	0	0	5	0
	Finance and Planning	-14,241,000	-14,400,134	-14,271,000	-14,044,576	-14,611,000	-15,059,349	-16,156,000
	Project Management Coordination Unit	0	0	0	1	-358,000	0	-358,000
	Police	-158,000	-203,930	-195,000	-172,735	-191,000	-141,767	-191,000
	Sub total: Central agencies	-14,401,000	-14,710,347	-14,468,000	-14,230,900	-15,162,000	-15,305,214	-16,713,000
MINISTRY OF SOCIAL SERVICES	Education Department	-4,000	-1,788	-4,000	-4,213	-4,000	-3,262	-5,000
	Health Department	-40,000	-15,523	-44,000	-28,089	-40,000	-35,943	-40,000
	Justice Department (Inc Com Affairs)	-58,000	-77,878	-83,000	-45,893	-80,000	-53,705	-80,000
	Taoga Niue	-3,000	-1,734	-3,000	-6,539	-6,000	-14,430	-6,000
	Sub total: Ministry of Social Services	-105,000	-96,923	-134,000	-84,734	-130,000	-107,340	-131,000
MINISTRY OF NATURAL RESOURCES	DAFF	-639,000	-908,432	-1,053,000	-1,308,100	-1,094,000	-1,113,645	-1,049,000
	Environment Department	-5,000	-2,020	-10,000	-3,882	-10,000	-4,177	-10,000
	Met Office	-1,000	-444	-1,000	-1,308	-2,000	-1,042	-2,000
	Sub total: Ministry of Natural Resources	-645,000	-910,896	-1,064,000	-1,313,290	-1,106,000	-1,118,865	-1,061,000
MINISTRY OF INFRASTRUCTURE	Utilities	-7,000	-5,545	-2,162,000	-1,773,307	-2,289,000	-1,805,999	-39,000
	Transport	-603,000	-480,072	-934,000	-759,541	-1,397,000	-672,054	-1,481,000
	Civil Aviation	-231,000	-364,472	-331,000	0	0	0	0
	Telecom Niue	-1,374,000	-1,202,529	-1,645,000	-1,252,387	-1,877,000	0	0
	Niue Power	-2,083,000	-2,373,105	-2,155,000	0	0	0	0
	Sub total: Ministry of Infrastructure	-4,298,000	-4,405,734	-7,227,000	-3,785,235	-5,563,000	-2,478,054	-1,520,000
COMMERCIAL AND TRADING	Niue Tourism Authority	-34,000	-28,910	-40,000	-36,226	-48,000	-43,051	-48,000
	Bulk Fuel	-5,449,000	-5,329,542	-5,523,000	-5,586,856	-5,239,000	-5,067,359	-4,605,000
	Sub total: Commercial and Trading	-5,483,000	-5,358,451	-5,563,000	-5,603,082	-5,287,000	-5,110,410	-4,653,000
	TOTAL RECURRENT REVENUE	-24,982,000	-25,482,352	-28,436,000	-25,017,340	-27,246,000	-24,019,863	-24,078,000

GOVERNMENT OF NIUE 2015-16 BUDGET

RECURRENT EXPENDITURE BY VOTE & NNSP PILLAR						
DEPARTMENTS	VOTE	NNSP Pillar	2013/14 Voted	2014/15 Voted	2015/16 Estimate	
TREASURY	Finance	1. Fin. Stability	\$648,000	\$881,000	\$935,000	
TREASURY	Taxation	1. Fin. Stability	\$0	\$0	\$0	
1. Fin. Stability Total			\$648,000	\$881,000	\$935,000	
PREMIERS	Corporate Services	2. Governance	\$384,000	\$373,000	\$328,000	
PREMIERS	Cabinet Services	2. Governance	\$477,000	\$485,000	\$491,000	
PREMIERS	Legislature	2. Governance	\$719,000	\$725,000	\$744,000	
CROWN LAW	Crown Law Office	2. Governance	\$275,000	\$259,000	\$292,000	
PREMIERS	Niue High Commission	2. Governance	\$180,000	\$192,000	\$199,000	
PREMIERS	External Affairs	2. Governance	\$578,000	\$539,000	\$536,000	
NPSC and Secretariat	Corporate Services/HRMIS	2. Governance	\$804,000	\$775,000	\$885,000	
NPSC and Secretariat	Strategic Human Resource	2. Governance	\$62,000	\$72,000	\$70,000	
NPSC and Secretariat	Manpower Supplementation	2. Governance	\$97,000	\$105,000	\$105,000	
TREASURY	Customs (fly Customs/Taxation)	2. Governance	\$217,000	\$221,000	\$232,000	
DAFF	Quarantine	2. Governance	\$89,000	\$94,000	\$134,000	
JUSTICE	Administrator & Registry	2. Governance	\$210,000	\$216,000	\$188,000	
JUSTICE	Civil/Criminal Court	2. Governance	\$71,000	\$67,000	\$68,000	
JUSTICE	Land Court	2. Governance	\$81,000	\$103,000	\$99,000	
POLICE	Administration	2. Governance	\$440,000	\$461,000	\$470,000	
POLICE	Prison	2. Governance	\$31,000	\$33,000	\$33,000	
POLICE	Disaster Management (new)	2. Governance	\$0	\$0	\$48,000	
PMCU	Project Management Unit	2. Governance	\$0	\$0	\$327,000	
TREASURY	Statistics and Immigration	2. Governance	\$14,000	\$10,000	\$142,000	
2. Governance Total			\$4,729,000	\$4,730,000	\$5,391,000	
TREASURY	Economic Development	3. Econ. Dev.	\$224,000	\$258,000	\$147,000	
TRANSPORT	Civil Aviation	3. Econ. Dev.	\$321,000	\$331,000	\$263,000	
TRANSPORT	Rescue Fire Services	3. Econ. Dev.	\$0	\$0	\$188,000	
NPSC and Secretariat	Employment Relations	3. Econ. Dev.	\$48,000	\$55,000	\$55,000	
DAFF	Administration	3. Econ. Dev.	\$365,000	\$349,000	\$311,000	
DAFF	Fisheries	3. Econ. Dev.	\$100,000	\$117,000	\$151,000	
DAFF	Crop Research & Animal Health	3. Econ. Dev.	\$165,000	\$115,000	\$176,000	
DAFF	Crop Extension Services	3. Econ. Dev.	\$64,000	\$77,000	\$99,000	
JUSTICE	Land Management	3. Econ. Dev.	\$336,000	\$309,000	\$335,000	
UTILITIES	Administration	3. Econ. Dev.	\$188,000	\$190,000	\$162,000	
UTILITIES	Building & Engineering	3. Econ. Dev.	\$68,000	\$92,000	\$121,000	
TRANSPORT	Maritime	3. Econ. Dev.	\$0	\$38,000	\$29,000	
UTILITIES	Water Supply	3. Econ. Dev.	\$462,000	\$488,000	\$514,000	
TOURISM	Tourism Authority	3. Econ. Dev.	\$342,000	\$338,000	\$360,000	
3. Econ. Dev. Total			\$2,703,000	\$2,757,000	\$2,911,000	
NPSC and Secretariat	Human Resource Development	4. Social	\$84,000	\$112,000	\$158,000	
COMMUNITY AFFAIRS	Administration	4. Social	\$157,000	\$387,000	\$387,000	
COMMUNITY AFFAIRS	Community Devel. & Social Welfar	4. Social	\$1,887,000	\$2,542,000	\$2,607,000	
EDUCATION	National Library	4. Social	\$127,000	\$78,000	\$75,000	
EDUCATION	Administration	4. Social	\$886,000	\$668,000	\$669,000	
EDUCATION	Niue Primary School	4. Social	\$493,000	\$749,000	\$770,000	
EDUCATION	Niue High School	4. Social	\$932,000	\$968,000	\$971,000	
HEALTH	Administration	4. Social	\$527,000	\$475,000	\$545,000	
HEALTH	Medical	4. Social	\$688,000	\$579,000	\$691,000	
HEALTH	Nursing	4. Social	\$363,000	\$361,000	\$401,000	
HEALTH	Public Health	4. Social	\$271,000	\$361,000	\$320,000	
HEALTH	Dental	4. Social	\$154,000	\$164,000	\$181,000	
4. Social Total			\$6,349,000	\$7,444,000	\$7,775,000	
DAFF	Forestry	5. Environ.	\$55,000	\$67,000	\$81,000	
ENVIRONMENT	Administration	5. Environ.	\$247,000	\$248,000	\$263,000	
MET SERVICE	Administration	5. Environ.	\$184,000	\$190,000	\$198,000	
5. Environ. Total			\$486,000	\$505,000	\$542,000	
TAOGA NIUE	Administration	6. Taoga Niue	\$174,000	\$185,000	\$237,000	
6. Taoga Niue Total			\$174,000	\$185,000	\$237,000	
BULK FUEL	Bulk Fuel	3. Econ. Dev.	\$5,212,000	\$4,994,000	\$4,794,000	
UTILITIES	Energy Administration	2. Governance	\$138,000	\$169,000	\$189,000	
UTILITIES	Production	3. Econ. Dev.	\$1,844,000	\$1,468,000	\$1,488,000	
UTILITIES	Reticulation	3. Econ. Dev.	\$321,000	\$362,000	\$387,000	
TRANSPORT	Transport Administration	3. Econ. Dev.	\$0	\$0	\$142,000	
TRANSPORT	Outside Services	3. Econ. Dev.	\$482,000	\$465,000	\$470,000	
TRANSPORT	Heavy Plant	3. Econ. Dev.	\$289,000	\$264,000	\$262,000	
TELECOM	Administration	3. Econ. Dev.	\$641,000	\$687,000	\$930,000	
TELECOM	Technical (Lines)	3. Econ. Dev.	\$129,000	\$129,000	\$166,000	
TELECOM	Technical (Electronics)	3. Econ. Dev.	\$165,000	\$193,000	\$253,000	
TELECOM	Information Systems Office	3. Econ. Dev.	\$97,000	\$119,000	\$98,000	
TELECOM	Post Office	3. Econ. Dev.	\$128,000	\$126,000	\$108,000	
Trading Operations			\$9,244,000	\$8,996,000	\$9,267,000	
TOTAL RECURRENT EXPENDITURE			\$24,533,000	\$25,498,000	\$27,058,000	

GOVERNMENT OF NIUE 2015-16 BUDGET

RECURRENT REVENUE BY VOTE & NNSP PILLAR						
DEPARTMENTS	VOTE	NNSP Pillar	2013/14 Voted	2014/15 Voted	2015/16 Estimate	
TREASURY	Finance	1. Fin. Stability	-\$8,755,000	-\$8,350,000	-\$8,550,000	
TREASURY	Taxation	1. Fin. Stability	-\$4,174,000	-\$4,607,000	-\$4,607,000	
		1. Fin. Stability Total	-\$12,929,000	-\$12,957,000	-\$13,157,000	
PREMIERS	Corporate Services	2. Governance	\$0	\$0	\$0	
PREMIERS	Cabinet Services	2. Governance	\$0	\$0	\$0	
PREMIERS	Legislature	2. Governance	\$0	\$0	\$0	
CROWN LAW	Crown Law Office	2. Governance	\$0	\$0	\$0	
PREMIERS	Niue High Commission	2. Governance	-\$2,000	-\$2,000	-\$2,000	
PREMIERS	External Affairs	2. Governance	\$0	\$0	\$0	
NPSC and Secretariat	Corporate Services/HRMIS	2. Governance	\$0	\$0	\$0	
NPSC and Secretariat	Strategic Human Resource	2. Governance	\$0	\$0	\$0	
NPSC and Secretariat	Manpower Supplementation	2. Governance	\$0	\$0	\$0	
TREASURY	Customs (fly Customs/Taxation)	2. Governance	-\$1,282,000	-\$1,282,000	-\$1,422,000	
DAFF	Quarantine	2. Governance	-\$12,000	-\$27,000	-\$27,000	
JUSTICE	Administration & Registry	2. Governance	-\$15,000	-\$15,000	-\$15,000	
JUSTICE	Civil/Criminal Court	2. Governance	-\$10,000	-\$10,000	-\$10,000	
JUSTICE	Land Court	2. Governance	-\$10,000	-\$15,000	-\$12,000	
POLICE	Administration	2. Governance	-\$158,000	-\$195,000	-\$191,000	
POLICE	Prison	2. Governance	\$0	\$0	\$0	
PMCU	Project Management Unit	2. Governance	\$0	\$0	-\$358,000	
TREASURY	Statistics and Immigration	2. Governance	-\$30,000	-\$32,000	-\$32,000	
		2. Governance Total	-\$1,619,000	-\$1,578,000	-\$2,069,000	
TREASURY	Economic Development	3. Econ. Dev.	\$0	\$0	\$0	
TRANSPORT	Civil Aviation	3. Econ. Dev.	-\$231,000	-\$331,000	-\$371,000	
TRANSPORT	Fire and Rescue	3. Econ. Dev.	\$0	\$0	-\$5,000	
DAFF	Administration	3. Econ. Dev.	-\$5,000	-\$3,000	-\$3,000	
DAFF	Fisheries	3. Econ. Dev.	-\$595,000	-\$979,000	-\$1,020,000	
DAFF	Crop Research & Animal Health	3. Econ. Dev.	-\$3,000	-\$6,000	-\$6,000	
DAFF	Crop Extension Services	3. Econ. Dev.	-\$21,000	-\$31,000	-\$31,000	
JUSTICE	Land Management	3. Econ. Dev.	-\$23,000	-\$43,000	-\$43,000	
UTILITIES	Administration	3. Econ. Dev.	\$0	\$0	\$0	
UTILITIES	Building & Engineering	3. Econ. Dev.	-\$2,000	-\$2,000	-\$2,000	
TRANSPORT	Maritime	3. Econ. Dev.	\$0	\$0	-\$200,000	
UTILITIES	Water Supply	3. Econ. Dev.	-\$5,000	-\$5,000	-\$7,000	
TOURISM	Tourism Authority	3. Econ. Dev.	-\$34,000	-\$40,000	-\$48,000	
		3. Econ. Dev. Total	-\$918,000	-\$1,440,000	-\$1,736,000	
NPSC and Secretariat	NTDU/Human Resources	4. Social	\$0	\$0	\$0	
COMMUNITY AFFAIRS	Administration	4. Social	\$0	\$0	\$0	
COMMUNITY AFFAIRS	Community Devel. & Social Welfare	4. Social	\$0	\$0	\$0	
EDUCATION	National Library	4. Social	-\$1,000	-\$1,000	-\$1,000	
EDUCATION	Administration	4. Social	-\$1,000	-\$1,000	-\$1,000	
EDUCATION	Niue Primary School	4. Social	-\$1,000	-\$1,000	-\$1,000	
EDUCATION	Niue High School	4. Social	-\$1,000	-\$1,000	-\$1,000	
HEALTH	Administration	4. Social	-\$40,000	-\$44,000	-\$40,000	
HEALTH	Medical	4. Social	\$0	\$0	\$0	
HEALTH	Nursing	4. Social	\$0	\$0	\$0	
HEALTH	Public Health	4. Social	\$0	\$0	\$0	
HEALTH	Dental	4. Social	\$0	\$0	\$0	
		4. Social Total	-\$44,000	-\$48,000	-\$44,000	
DAFF	Forestry	5. Environ.	-\$3,000	-\$7,000	-\$7,000	
ENVIRONMENT	Administration	5. Environ.	-\$5,000	-\$10,000	-\$10,000	
MET SERVICE	Administration	5. Environ.	-\$1,000	-\$1,000	-\$2,000	
		5. Environ. Total	-\$9,000	-\$18,000	-\$19,000	
TAOGA NIUE	Administration	6. Taoga Niue	-\$3,000	-\$3,000	-\$8,000	
		6. Taoga Niue Total	-\$3,000	-\$3,000	-\$6,000	
BULK FUEL	Bulk Fuel	3. Econ. Dev.	-\$5,449,000	-\$5,523,000	-\$5,239,000	
UTILITIES	Energy Administration	2. Governance	\$0	\$0	\$0	
UTILITIES	Production	3. Econ. Dev.	-\$1,997,000	-\$2,105,000	-\$2,205,000	
UTILITIES	Reticulation	3. Econ. Dev.	-\$86,000	-\$60,000	-\$75,000	
TRANSPORT	Outside Services	3. Econ. Dev.	-\$603,000	-\$603,000	-\$611,000	
TRANSPORT	Heavy Plant	3. Econ. Dev.	\$0	\$0	-\$10,000	
TELECOM	Administration	3. Econ. Dev.	-\$1,200,000	-\$1,468,000	-\$1,656,000	
TELECOM	Technical (Lines)	3. Econ. Dev.	\$0	\$0	\$0	
TELECOM	Technical (Electronics)	3. Econ. Dev.	\$0	\$0	\$0	
TELECOM	Information Systems Office	3. Econ. Dev.	-\$30,000	-\$48,000	-\$92,000	
TELECOM	Post Office	3. Econ. Dev.	-\$144,000	-\$129,000	-\$129,000	
		Trading Operations	-\$9,509,000	-\$9,926,000	-\$10,217,000	
		TOTAL RECURRENT REVENUE	-\$24,932,000	-\$25,970,000	-\$27,248,000	
		RECURRENT OPERATIONAL SURPLUS/(DEFICIT)	\$399,000	\$472,000	\$190,000	
		GON RECURRENT CAPITAL EXPENDITURE	-\$100,000	-\$268,000	-\$51,000	
		GON RECURRENT INVESTMENT & DEVELOPMENT PROJECTS	-\$298,000	-\$193,000	-\$138,000	
		GON BUDGET BALANCE (-ve = Deficit, +ve = Surplus)	\$1,000	\$11,000	\$1,000	



FAKATUFONO TOHI FATIFATIAGA TUPE (TAU TAHA) 2016

Numela 335

Ko e Fakatufono Tohi ke taute e fatifatiaga he falu a tupe mai ia he Potaaga Tupe he Fono Ekepule ke lata ia mo e tau fakatokatokaaga gahua he Fakatufono ma e tau ne fakaoti mai he 30 ia Iuni 2017 ke fakatokatoka mo e vehevehe e tau koloa ke lata mo e tau ia.

Kua taute fakamatafakatufono ai he Fono Ekepule e tau matakupu nā i lalo-

1 Higoa

Ko e Fakatufono Tohi Fatifatiaga Tupe (Tau Taha) 2016.

2 Kamataaga

(a) Ko e Fakatufono Tohi nai to matutaki nī ke he tau fakagahua fakafatifatiaga tupe ne fakaoti mai he aho 30 ia Iuni 2017 (ne kua fakahigoa ko e “tau fakagahua fakafatifatiaga tupe”).

(e) Ke fakagahua e Fakatufono Tohi nai he aho ka mole atu e aho ne fakamooli ai ko e matafakatufono tuga ne tohia ai ke he Matakupu 34 he Tohi Fakavē.

3 Tupe Foaki mo e Fatifatiaga he tau Tupe Fakamole

To taaki mai e tau tupe mo e tau koloa gahua mai he Potaaga Tupe he Fono Ekepule haggao atu ke fakamitaki aki e tau puhala gahua kua foaki ke lata mo e tau fakatokatokaaga he tau fakagahua ma e fakafatifatiaga tupe nai:

(a) ke lata ia mo e Tau Tupe Fakamole he Fatifatiaga Tupe Fakagahua, Tau Matapatu Gahua Lalahi mo e tau Tupe Fakahū mo Moua Tupe mo e tau Tupe ke Lata mo e Tau Matagahua Fakalaulahi ke he katoatoa he tau tupe ke nākai molea ki mua e katoa ko e \$24,078,000; mo e

(e) ke lata ia mo e Fakahoaaga he tau Tupe Fakahū mo Moua Tupe mo e falu a tau Matapatu Gahua Fakalaulahi, e tau tupe ke nākai molea atu e \$9,085,000 he katoa.

Ko e tau folafolaaga ke he tau tupe nai kua fakakite fakamahino i lalo hifo he tau mataulu fakamaamaaga i loto he Fakamauga ke he Fakatufono Tohi nai.

GOVERNMENT OF NIUE 2016-17 BUDGET								
RECURRENT EXPENDITURE BY MINISTRIES								
Entity	Department	2013-14 Voted	2013-14 Actual	2014-15 Voted	2014-15 Actual	2015-16 Voted	2015-16 Actual	2016-17 Estimate
CENTRAL AGENCIES	Premiers Department	2,338,000	2,138,064	2,314,000	2,204,928	2,298,000	2,307,487	2,233,000
	Crown Law	275,000	317,895	259,000	421,993	292,000	406,725	342,000
	Niue Public Service Commission and Secretariat	1,094,000	1,085,574	1,118,000	1,069,601	1,273,000	1,237,181	1,262,000
	Finance and Planning	1,303,000	1,476,450	1,370,000	2,084,715	1,456,000	1,797,206	1,483,000
	Project Management Coordination Unit	0	0	0	0	327,000	62,661	327,000
	Police	471,000	408,779	494,000	461,362	551,000	547,379	615,000
	Sub total: Central agencies	5,481,000	5,426,561	5,555,000	6,242,999	6,197,000	6,358,639	6,252,000
MINISTRY OF SOCIAL SERVICES	Education Department	2,218,000	2,181,512	2,463,000	2,419,611	2,485,000	2,649,964	2,616,000
	Health Department	2,003,000	2,021,904	1,940,000	2,003,540	2,138,000	1,927,604	2,183,000
	Justice Department (Inc Com Affairs)	2,742,000	3,042,473	3,624,000	3,422,089	3,684,000	3,635,773	3,859,000
	Taoga Niue	174,000	124,926	185,000	162,790	237,000	156,920	270,000
	Sub total: Ministry of Social Services	7,137,000	7,370,415	8,212,000	8,008,031	8,544,000	8,370,261	8,928,000
MINISTRY OF NATURAL RESOURCES	DAFF	858,000	769,159	819,000	795,126	952,000	747,220	963,000
	Environment Department	247,000	241,894	248,000	222,014	263,000	280,710	335,000
	Met Office	184,000	170,605	190,000	183,659	198,000	208,309	221,000
		Sub total: Ministry of Natural Resources	1,289,000	1,181,659	1,257,000	1,201,799	1,413,000	1,236,239
MINISTRY OF INFRASTRUCTURE	Utilities	718,000	773,778	2,789,000	2,773,215	2,841,000	2,832,921	955,000
	Transport	751,000	783,949	1,060,000	947,619	1,354,000	1,088,924	1,500,000
	Civil Aviation	321,000	402,537	331,000	328,150	263,000	217,990	0
	Telecom Niue	1,178,000	1,166,553	1,254,000	1,117,095	1,555,000	0	0
	Niue Power	2,103,000	1,944,297	2,019,000	0	0	0	0
		Sub total: Ministry of Infrastructure	5,071,000	5,071,109	7,453,000	5,166,019	6,013,000	4,139,624
COMMERCIAL AND TRADING	Niue Tourism Authority	342,000	400,360	338,000	314,661	360,000	366,193	377,000
	Bulk Fuel	5,212,000	4,901,817	4,994,000	4,513,557	4,794,000	4,065,607	4,209,000
		Sub total: Commercial and Trading	5,554,000	5,302,177	5,332,000	4,828,218	5,154,000	4,431,800
	TOTAL RECURRENT EXPENDITURE	24,532,000	24,352,120	27,809,000	25,445,665	27,522,000	24,538,768	23,740,000

GOVERNMENT OF NIUE 2016-17 BUDGET								
RECURRENT REVENUE BY MINISTRIES								
Entity	Department	2013-14 Voted	2013-14 Actual	2014-15 Voted	2014-15 Actual	2015-16 Voted	2015-16 Actual	2016-17 Estimate
CENTRAL AGENCIES	Premiers Department	-2,000	-105,988	-2,000	-9,642	-2,000	-3,819	-3,000
	Crown Law	0	-895	0	-3,848	0	-283	-5,000
	Niue Public Service Commission and Secretariat	0	0	0	0	0	5	0
	Finance and Planning	-14,241,000	-14,400,134	-14,271,000	-14,044,576	-14,611,000	-15,058,349	-16,156,000
	Project Management Coordination Unit	0	0	0	1	-358,000	0	-358,000
	Police	-156,000	-203,930	-195,000	-172,735	-191,000	-141,767	-191,000
	Sub total: Central agencies	-14,401,000	-14,710,347	-14,468,000	-14,230,000	-14,162,000	-15,265,214	-16,713,000
MINISTRY OF SOCIAL SERVICES	Education Department	-4,000	-1,788	-4,000	-4,213	-4,000	-3,262	-5,000
	Health Department	-40,000	-15,523	-44,000	-28,089	-40,000	-35,943	-40,000
	Justice Department (Inc Com Affairs)	-66,000	-77,878	-83,000	-45,893	-80,000	-53,706	-80,000
	Taoga Niue	-3,000	-1,734	-3,000	-6,539	-6,000	-14,430	-6,000
	Sub total: Ministry of Social Services	-105,000	-96,923	-134,000	-84,734	-130,000	-107,340	-131,000
MINISTRY OF NATURAL RESOURCES	DAFF	-639,000	-908,432	-1,059,000	-1,308,100	-1,094,000	-1,113,646	-1,049,000
	Environment Department	-5,000	-2,020	-10,000	-3,882	-10,000	-4,177	-10,000
	Met Office	-1,000	444	-1,000	-1,308	-2,000	-1,042	-2,000
		Sub total: Ministry of Natural Resources	-645,000	-910,836	-1,064,000	-1,313,290	-1,106,000	-1,118,865
MINISTRY OF INFRASTRUCTURE	Utilities	7,000	5,545	-2,162,000	-1,773,307	-2,289,000	-1,805,999	-39,000
	Transport	-603,000	-460,072	-934,000	-759,341	-1,397,000	-672,054	-1,481,000
	Civil Aviation	-231,000	-364,472	-331,000	0	0	0	0
	Telecom Niue	-1,374,000	-1,202,539	-1,645,000	-1,262,387	-1,877,000	0	0
	Niue Power	-2,083,000	-2,373,105	-2,155,000	0	0	0	0
		Sub total: Ministry of Infrastructure	-4,298,000	-4,405,794	-7,127,000	-3,785,235	-5,566,000	-2,478,054
COMMERCIAL AND TRADING	Niue Tourism Authority	-34,000	-28,910	-40,000	-36,226	-49,000	-43,051	-48,000
	Bulk Fuel	-5,449,000	-5,329,542	-5,523,000	-5,566,856	-5,239,000	-5,067,359	-4,605,000
		Sub total: Commercial and Trading	-5,483,000	-5,358,451	-5,563,000	-5,603,082	-5,288,000	-5,110,410
	TOTAL RECURRENT REVENUE	-24,892,000	-25,482,352	-28,456,000	-25,017,140	-27,348,000	-24,019,833	-24,078,000

GOVERNMENT OF NIUE 2015-16 BUDGET

RECURRENT REVENUE BY VOTE & NNSP PILLAR						
DEPARTMENTS	VOTE	NNSP Pillar	2013/14 Voted	2014/15 Voted	2015/16 Estimate	
TREASURY	Finance	1. Fin. Stability	-\$8,755,000	-\$8,350,000	-\$8,550,000	
TREASURY	Taxation	1. Fin. Stability	-\$4,174,000	-\$4,607,000	-\$4,607,000	
1. Fin. Stability Total			-\$12,929,000	-\$12,957,000	-\$13,157,000	
PREMIERS	Corporate Services	2. Governance	\$0	\$0	\$0	
PREMIERS	Cabinet Services	2. Governance	\$0	\$0	\$0	
PREMIERS	Legislature	2. Governance	\$0	\$0	\$0	
CROWN LAW	Crown Law Office	2. Governance	\$0	\$0	\$0	
PREMIERS	Niue High Commission	2. Governance	-\$2,000	-\$2,000	-\$2,000	
PREMIERS	External Affairs	2. Governance	\$0	\$0	\$0	
NPSC and Secretariat	Corporate Services/HRMIS	2. Governance	\$0	\$0	\$0	
NPSC and Secretariat	Strategic Human Resource	2. Governance	\$0	\$0	\$0	
NPSC and Secretariat	Manpower Supplementation	2. Governance	\$0	\$0	\$0	
TREASURY	Customs (fly Customs/Taxation)	2. Governance	-\$1,262,000	-\$1,262,000	-\$1,422,000	
DAFF	Quarantine	2. Governance	-\$12,000	-\$27,000	-\$27,000	
JUSTICE	Administraton & Registry	2. Governance	-\$15,000	-\$15,000	-\$15,000	
JUSTICE	Civil/Criminal Court	2. Governance	-\$10,000	-\$10,000	-\$10,000	
JUSTICE	Land Court	2. Governance	-\$10,000	-\$15,000	-\$12,000	
POLICE	Administration	2. Governance	-\$158,000	-\$195,000	-\$191,000	
POLICE	Prison	2. Governance	\$0	\$0	\$0	
PMCU	Project Management Unit	2. Governance	\$0	\$0	-\$358,000	
TREASURY	Statistics and Immigration	2. Governance	-\$30,000	-\$32,000	-\$32,000	
2. Governance Total			-\$1,519,000	-\$1,575,000	-\$2,069,000	
TREASURY	Economic Development	3. Econ. Dev.	\$0	\$0	\$0	
TRANSPORT	Civil Aviation	3. Econ. Dev.	-\$231,000	-\$331,000	-\$371,000	
TRANSPORT	Fire and Rescue	3. Econ. Dev.	\$0	\$0	-\$5,000	
DAFF	Administration	3. Econ. Dev.	-\$5,000	-\$3,000	-\$3,000	
DAFF	Fisheries	3. Econ. Dev.	-\$595,000	-\$979,000	-\$1,020,000	
DAFF	Crop Research & Animal Health	3. Econ. Dev.	-\$3,000	-\$5,000	-\$6,000	
DAFF	Crop Extension Services	3. Econ. Dev.	-\$21,000	-\$31,000	-\$31,000	
JUSTICE	Land Management	3. Econ. Dev.	-\$23,000	-\$43,000	-\$43,000	
UTILITIES	Administration	3. Econ. Dev.	\$0	\$0	\$0	
UTILITIES	Building & Engineering	3. Econ. Dev.	-\$2,000	-\$2,000	-\$2,000	
TRANSPORT	Maritime	3. Econ. Dev.	\$0	\$0	-\$200,000	
UTILITIES	Water Supply	3. Econ. Dev.	-\$5,000	-\$5,000	-\$7,000	
TOURISM	Tourism Authority	3. Econ. Dev.	-\$34,000	-\$40,000	-\$48,000	
3. Econ. Dev. Total			-\$919,000	-\$1,440,000	-\$1,736,000	
NPSC and Secretariat	NTDU/Human Resources	4. Social	\$0	\$0	\$0	
COMMUNITY AFFAIRS	Administration	4. Social	\$0	\$0	\$0	
COMMUNITY AFFAIRS	Community Devel. & Social Welfar	4. Social	\$0	\$0	\$0	
EDUCATION	National Library	4. Social	-\$1,000	-\$1,000	-\$1,000	
EDUCATION	Administration	4. Social	-\$1,000	-\$1,000	-\$1,000	
EDUCATION	Niue Primary School	4. Social	-\$1,000	-\$1,000	-\$1,000	
EDUCATION	Niue High School	4. Social	-\$1,000	-\$1,000	-\$1,000	
HEALTH	Administration	4. Social	-\$40,000	-\$44,000	-\$40,000	
HEALTH	Medical	4. Social	\$0	\$0	\$0	
HEALTH	Nursing	4. Social	\$0	\$0	\$0	
HEALTH	Public Health	4. Social	\$0	\$0	\$0	
HEALTH	Dental	4. Social	\$0	\$0	\$0	
4. Social Total			-\$44,000	-\$48,000	-\$44,000	
DAFF	Forestry	5. Environ.	-\$3,000	-\$7,000	-\$7,000	
ENVIRONMENT	Administration	5. Environ.	-\$5,000	-\$10,000	-\$10,000	
MET SERVICE	Administration	5. Environ.	-\$1,000	-\$1,000	-\$2,000	
5. Environ. Total			-\$9,000	-\$18,000	-\$19,000	
TAOGA NIUE	Administration	6. Taoga Niue	-\$3,000	-\$3,000	-\$6,000	
6. Taoga Niue Total			-\$3,000	-\$3,000	-\$6,000	
BULK FUEL	Bulk Fuel	3. Econ. Dev.	-\$5,449,000	-\$5,523,000	-\$5,239,000	
UTILITIES	Energy Administration	2. Governance	\$0	\$0	\$0	
UTILITIES	Production	3. Econ. Dev.	-\$1,997,000	-\$2,105,000	-\$2,205,000	
UTILITIES	Reticulation	3. Econ. Dev.	-\$86,000	-\$50,000	-\$75,000	
TRANSPORT	Outside Services	3. Econ. Dev.	-\$603,000	-\$603,000	-\$611,000	
TRANSPORT	Heavy Plant	3. Econ. Dev.	\$0	\$0	-\$10,000	
TELECOM	Administration	3. Econ. Dev.	-\$1,200,000	-\$1,468,000	-\$1,656,000	
TELECOM	Technical (Lines)	3. Econ. Dev.	\$0	\$0	\$0	
TELECOM	Technical (Electronics)	3. Econ. Dev.	\$0	\$0	\$0	
TELECOM	Information Systems Office	3. Econ. Dev.	-\$30,000	-\$48,000	-\$92,000	
TELECOM	Post Office	3. Econ. Dev.	-\$144,000	-\$129,000	-\$129,000	
<i>Trading Operations</i>			<i>-\$9,509,000</i>	<i>-\$9,926,000</i>	<i>-\$10,217,000</i>	
TOTAL RECURRENT REVENUE			-\$24,932,000	-\$25,970,000	-\$27,248,000	
RECURRENT OPERATIONAL SURPLUS/(DEFICIT)			\$399,000	\$472,000	\$190,000	
GON RECURRENT CAPITAL EXPENDITURE			-\$100,000	-\$268,000	-\$51,000	
GON RECURRENT INVESTMENT & DEVELOPMENT PROJECTS			-\$298,000	-\$193,000	-\$138,000	
GON BUDGET BALANCE (-ve = Deficit, +ve = Surplus)			\$1,000	\$11,000	\$1,000	